



WELCOME!

Apps for Social Thinking and Social Skills

Barbara Welsford, M.Ed., ATP,
ATS, LDATS, ADE
Assistive Technology Specialist

Lindsay Welsford, BSc., B.Ed,
M.Ed.

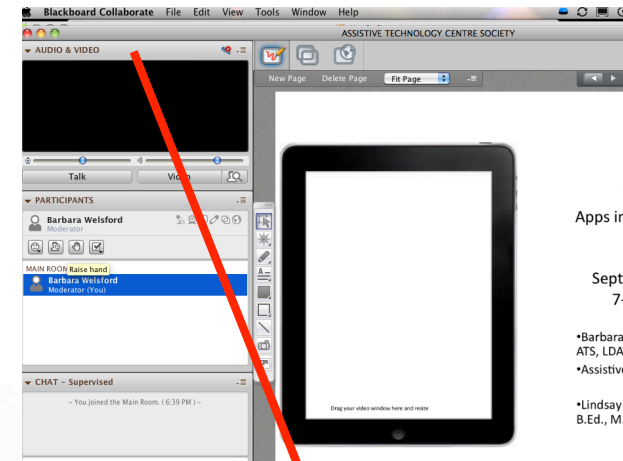
Drag your video window here and resize



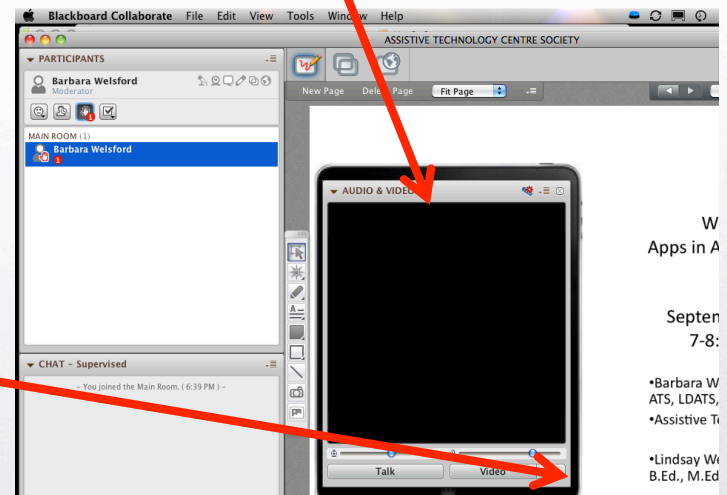
Enlarge your video window



1
Hold down your mouse on the Audio and Video window toolbar and drag the window down to the iPad on the whiteboard



2
Click on the bottom right hand corner of the video window and drag down to the right to enlarge your view





Assistive Technology Centre Society



Drag your video window here and resize



ASSISTIVE TECHNOLOGY CENTRE
Technology solutions for people with disabilities



Assistive Technology
Centre Society
Registered Canadian
Charity

Providing Assistive
Technology Services and
Supports to individuals
with disabilities since 1993



Drag your video window here and resize

Presenter

**Barbara Welsford, M.Ed., ATP,
ATS, LDATS, ADE**

Assistive Technology Specialist

Barbara Welsford, M.Ed., ATP, ATS, LDATS, ADE
Apple Distinguished Educator 2011
Proloquo2go Certified Trainer
Assistive Technology Specialist

In the field of AT for over 25 years
Assistive Technology Specialist SSRSB

Works with students from K-12 and Early Intervention Program
1 year prior to entering school. All abilities. All AT.
Designs and teaches Graduate courses in Assistive Technology
for Acadia University and St.Fx University, currently working on
PhD with University of South Australia

Cofounder of the ATCS 1993

 **Distinguished Educators**




Presenter

Lindsay Welsford, B.Sc., B.A., B.Ed., M.Ed.

Program Support Teacher/ Learning Centre
Teacher Forest Heights Community School
Currently works with highest needs students in a
Learning Centre environment, including numerous
students with severe autism
grades 10-12

Previous employment with the University of New
Brunswick as the Assistive Technology Mentor

Has also worked in a recreation capacity with the
Queen Alexandra Centre for Children's Health,
Victoria, BC (ages 6-19)



WEBINETTE OVERVIEW

- Social Skills Sampler
- Social Adventures
- Social Express
- Middle School Confidential
- Smile at Me
- Conversation Builder
- iTouch iLearn Feelings

- Case Study
 - Background
 - Sample outcomes
 - Overview of activities



Social Thinking and Social Skills


•Social Thinking

- “Social thinking is what we do when we interact with people: we think about them. And how we think about people affects how we behave toward them, which in turn affects how others respond to us, which in turn affects our own emotions.” – Michelle Garcia Winner
 - Areas of focus: Initiation of focus, Listening with eyes and brain, Abstract and Inferential Language/ Communication, Understanding Perspective, Getting the Big Picture
- <http://www.socialthinking.com/what-is-social-thinking>

•Social Skills

- “Social skills can be defined as the set of skills people use to interact and communicate with one another.” – socialskillstraining.org
 - Examples of social skills include: how to greet someone, turn-taking in conversation, skills involved in maintaining conversation, engaging in eye contact, to name a few.
- http://www.socialskillstraining.org/social_skills.html

Drag your video window here and resize




Social Adventures



\$14.99

- Social Adventures is an eResource
- Designed to address 7 key areas of social interaction created for use with young children, ages 4 to 9.
- 7 key areas addressed: Initiating interactions, Maintaining interactions, Advocating and compromising, Getting regulated, Interpreting non-verbals, Negotiating space, and Experiencing humor.
- Designed by SLPs and OTs who treat and understand the importance of physical activity, body-space awareness, and self-regulation in effective social interactions among young children.
- A Sample 8-week program is included within the app to help you get started with your program.
- New activities, games and links will be added regularly through updates

Social Adventures



Social Skills Sampler

Free



- Video clips on meeting and greeting people; taking responsibility; being polite and courteous; joining others in groups; apologizing/ excusing yourself; following directions; handling criticism

Social Skills Sampler



Social Express


\$89.99

Lite version FREE




- 16 interactive lessons featuring 30 scenes that are divided into two skill levels.
 - Skill Level 1 targets younger users and/or those who have more difficulty understanding social situations.
 - Skill Level 2 targets users who are aware of social rules but have difficulty using them in real-world settings.
- Provides video modeling and multiple choice responses
- Each skill level ends with an interactive review of the Hidden Social Keys that have been learned during the preceding lessons
- Teacher Tips for presentation
- Full version provides “printables” to assist with generalization

The Social Express




Middle School Confidential: Real Friends Vs The Other Kind

\$2.99



- Written by teen expert and anti-bullying activist Annie Fox
- Puts decision-making power into the hands of readers, with interactive quizzes that test what a real friend would do in a given situation.
- Target group: 8- to 14-year-olds
- Compelling stories that deal with universal tween and early teenage stumbling blocks:
 - + The Boyfriend/Girlfriend Zone
 - + Self-confidence
 - + Communication problems
 - + Conflict resolution
 - + Out of control emotions
 - + Friendship issues
 - + Peer Approval Addiction (doing whatever it takes to fit in)

Middle School Confidential




Smile at Me

\$2.99



- Purpose: To teach and review when and where it is appropriate to smile
- Utilizes the camera in the itouch, ipad, or iphone as a mirror
 - Must toggle back and forth to use the “mirror”
- Provides step by step instructions for use
- Reinforcement: Earn points to access an interactive animation showing animals in the zoo and a friend.
 - Interact with that friend
- Provides tips for parents to help with implementation and successful use

Smile at Me



Conversation Builder

\$9.99



- Simple interface to learn the pattern of conversation
- Two group and two one-on-one conversation settings
- Conversations can be 4 or 8 exchanges long
- Student can initiate or respond to conversations
- Student name, age, primary interest and city of residence are used in conversations to personalize play
- Student recordings are interlaced with pre-recorded audio to create complete conversations
- Conversations may be archived and emailed
- Up to 160 distinct conversations available

Conversation Builder




iTouch iLearn Feelings for Preschool Kids

\$2.99



- Funny animations that demonstrate cause and effect feelings and emotions
- Six fun activities that identify core feelings and improve communication skills
- Audio directions to facilitate learning and aid children with speech difficulties
- Ideal supplement for play and speech therapy
- Bonus animated sing-a-long happy song
- Post Feelings Face Creation to Facebook to share with family & friends!

iTouch iLearn Feelings



More Social Skills Apps

Everyday Social Skills \$0.99 - Covering basic social skills needed for everyday activities in your community, includes common daily activities such as walking down the street, using a restroom, waiting in line, asking for directions, asking for information and joining in a group. The program is simple and direct.


Responding Social Skills \$0.99 – Includes Listen and Respond to Others, Give Directions, Understand Others' Feelings, and more.

Initiating Social Skills \$0.99 - Includes Greet Others/Start Conversations/ Give Information, Introduce Self, and more.

Personal Social Skills \$0.99 - Includes Take Responsibility, Be Dependable, Accept Consequences, Maintain Hygiene, Grooming and Dress, and more.

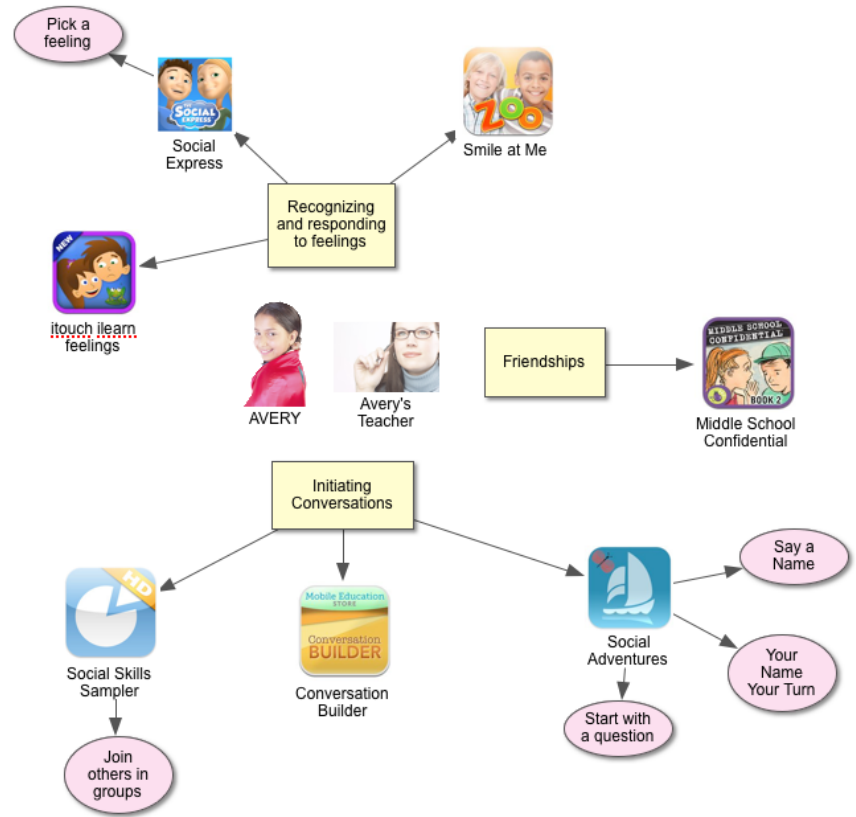
<http://blog.autismspectrumdirectory.com/2011/01/14/ipad-ipod-touch-and-iphone-apps-social-skills-social-stories-and-scripts/>

More Social Skills Apps!



CASE STUDY

Avery and her teacher





CASE STUDY

Avery and her teacher

Background

Avery is turning 13 in 4 weeks. Her teacher will be throwing a party for Avery in their classroom on her birthday. There will be approximately 10 students at the party.

Avery has autism. She experiences anxiety in social situations, due to past uncomfortable experiences and sensitivities to excess sound and activity.

Avery's teacher is helping her to develop strategies and skills to increase her social capacity. This is a focus of Avery's IPP.

Self-Regulation is also a focus, though it will not be discussed here.

Drag your video window here and resize



CASE STUDY

Sample Outcomes for Avery

Avery will smile appropriately in 5 different contexts at her party.

Avery will identify the appropriate feeling in a given context 3/4 times.

Avery will initiate 3 conversations at her party.

Avery will join a group 1 time at her party.

Avery will identify 1 friend in her peer group (at school or in the community) and describe the friendship indicators.

Drag your video window here and resize



Timeline and Activity Overview

Week 1

Recognizing and reacting to feelings

1. Social Express Module
2. When to Smile lesson and Smile at Me app

Friendships

1. Introduce Middle School Confidential

Drag your video window here and resize



Drag your video window here and resize

Week 2

Recognizing and responding to feelings


1. Discuss feelings in Middle School Confidential
2. Role play conversations and identify feelings associated with the conversation topic (Conversation Builder)
3. Homework: Play iTouch iLearn Feelings with little brother

Initiating Conversations

1. Group activity: Sat a Name, Your Name Your Turn (Social Adventures)
2. Individual: Joining others in a group (Social Skills Sampler)
3. Identify instances when characters initiated conversations and joined groups in Middle School Confidential

Friendships

Read and discuss Middle School Confidential as a group. Complete quizzes.



Week 4

Party!

Drag your video window here and resize

Week 3

Recognizing and responding to feelings


1. Discuss feelings of characters in Middle School Confidential
2. Choose a feeling and draw a scene that depicts that feeling. Explain. (itouch ilearn feelings)
3. Reflect on thoughts and feelings after role playing joining a group. Journal (video, audio, or written)
4. Find photos of 5 things that make you smile and 5 things that make you frown. Present these to a partner and discuss any similarities with the group.

Initiating Conversations

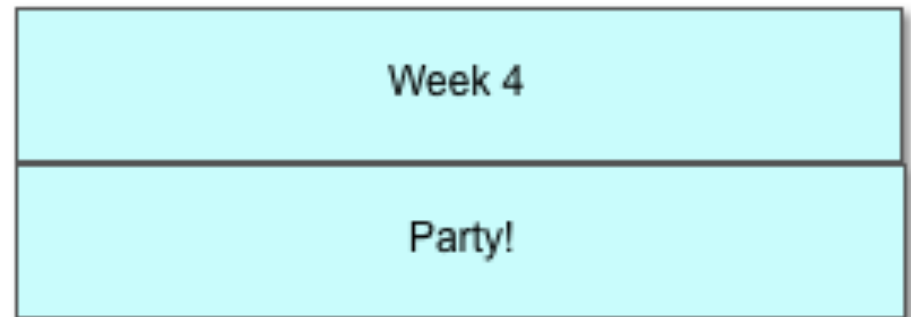
1. "Start a Question" activity (Social Adventures)
2. Group activity: Watch video model of "Joining a group" and Role play joining others in a group. (Social Skills Sampler)

Friendships

Read and discuss Middle School Confidential as a group. Complete quizzes.



Drag your video window here and resize



Week 4

Party!